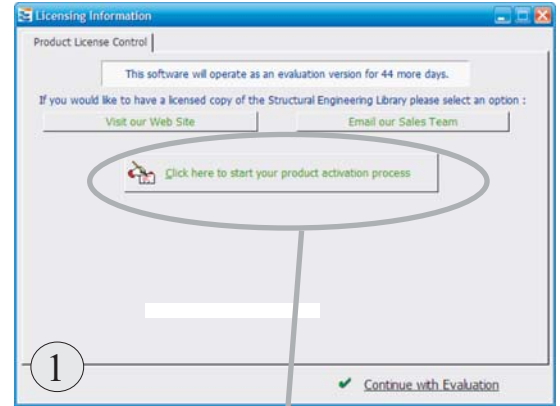


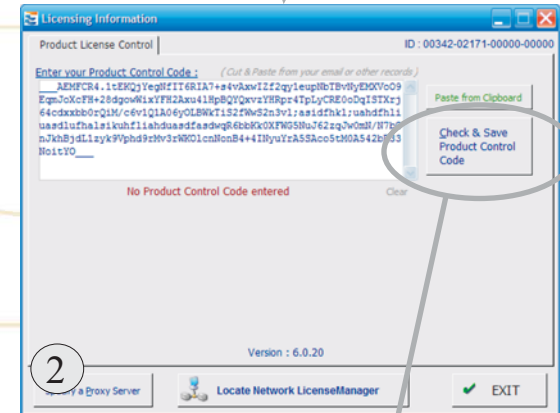
Manual License Activation

This writeup will assist you in activating your software when the normal Internet activation process is not available. By “manual activation” we mean that you will activate the program by giving us an “Manual Activation Request” and we will respond by sending you a “Unlocking Key”.

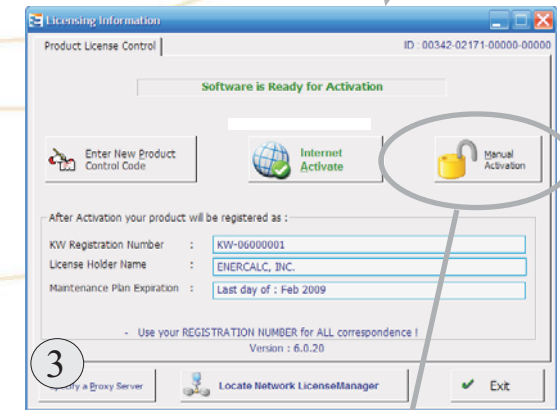
(1) Start the **Structural Engineering Library**. You will see either screen (1) or (3). If you see screen (1) press the button indicated to the right. Otherwise skip to screen (3).



(2) Enter your **Product Control Code (PCC)** and then press the **[Check & Save Control Code]**.



(3) Press **[Manual Activation]** button and the instructions will be provided to you as shown on screen (4).



(4) A string of information will be created that you need to send to us. Use the “Click here to copy.....” Button to store the string in the Windows Clipboard.

Then create an email to “support@enercalc.com” and paste in this string and send the email.

We will send an unlocking key if you have not exceeded your number of allowed activations.

